

Viscoelastics






Comparative Reference Guide


Amvisc®	Amvisc® Plus	ClearVisc™	OcuCoat®	StableVisc™	TotalVisc™ <small>Includes ClearVisc™ & StableVisc™</small>
---------	--------------	------------	----------	-------------	--

Viscoelastic Cohesion Continuum

HIGH COHESION • MODERATE COHESION • LOW COHESION

efficient removal StableVisc™ Amvisc® Amvisc® Plus Clearvisc™ OcuCoat® lasting chamber retention

PRODUCT	STABLEVISC®	AMVISC®	AMVISC® PLUS	CLEARVISC™	OCUCOAT®
Description	Sterile solution of highly purified, medium molecular weight sodium hyaluronate Proprietary formulation of sodium hyaluronate and sorbitol to inhibit free radicals ⁶	Easy to use and remove ¹ Optical clarity ¹	Moderate viscosity and cohesiveness facilitate capsulorhexis and IOL implantation ¹ Retained during Phaco ¹ Optical Clarity ¹	Specifically designed with a molecular weight and viscosity for endothelial cell protection ² Ensures excellent tissue visualization by minimizing the capture of bubbles and other material during the procedure ⁶	No refrigeration ³ Highly lubricious ³
Size	1.0 mL	0.8 mL	0.8 mL	1.0 mL	1.0 mL 6x 1.0 mL
Order #	SVISC10	59081L	60081L	DVISC10	CC050S CC065S
					



Order Number: TVISC20

Size: includes one 1.0 mL of StableVisc™ and one 1.0 mL of ClearVisc™

Description:

- Free radical protection - with two dual action formulations, ClearVisc™ and StableVisc™ provide free radical protection by creating a strong physical barrier and eradicating free radicals chemically
- Total Protection - no other dual pack OVD system in the U.S. provides this unique complete solution, utilizing the protection of sorbitol in both ClearVisc, dispersive and StableVisc™, cohesive
- Largest Fill Volume - TotalVisc™ leads the U.S. dual pack OVD market in fill volume of device with 1 mL of ClearVisc™ and 1 mL of StableVisc™

Comparative Reference Guide

VISCOELASTICS

PRODUCT & COMPANY	SIZE	VISCOSITY, CP (AT 1S-1 SHEAR RATE, 25° C)	MOLECULAR WEIGHT (DALTONS)	COMPOSITION	COHESION	OSMOLALITY (MOSM / KG)	CANNULA SIZE
StableVisc™ Bausch + Lomb	1 mL	50,000	2.1 million	1.0% HA 4% Sorbitol	Cohesive	340	27G
Amvisc®1 Bausch + Lomb	0.8 mL	40,000	>1.0 million	1.2% HA	Cohesive	320	27G
Amvisc® Plus¹ Bausch + Lomb	0.8 mL	55,700	>80,000	1.6% HA	Medium/Cohesive	340	27G
ClearVisc™2 Bausch + Lomb	1.0 mL	40,000	<1.0 million	2.5% HA 4% Sorbitol	Dispersive	330	25G
OcuCoat®3 Bausch + Lomb	1.0 mL 2.0 mL	4,000	>80,000	2.0% HPMC	Dispersive	285	25G
TotalVisc™ Bausch + Lomb	Includes one 1 mL of StableVisc and one 1 mL of ClearVisc						
Viscoat®4 Alcon	0.35 mL 0.5 mL	40,000	600,000	3.0% HA 4.0% CS	Medium/ Dispersive	325	27G
ProVisc®4 Alcon	0.4 mL 0.55 mL 0.85 mL	39,000	2.4 million	1.0% HA	Cohesive	310	27G
DuoVisc®4 Alcon	Small includes 0.35 mL syringe of Viscoat and 0.4 mL syringe of ProVisc Large includes 0.5 mL syringe of Viscoat and 0.85 mL syringe of ProVisc						
DisCoVisc®4 Alcon	1.0 mL	75,000	1.65 million	1.65% HA 4.0% CS	Dispersive	298	27G
Healon®PRO⁵ Johnson & Johnson	0.55 mL 0.85 mL	150,000	3.2 million	1.0% HA	Cohesive	302	27G
HealonEndoCoat®5 Johnson & Johnson	0.85 mL	50,000	800,000	3% HA	Dispersive	320	25G
Healon Duet PRO Dual Pack⁵ Johnson & Johnson	Includes one 0.55 mL of Healon Pro OVD and one 0.85 mL of Healon EndoCoat OVD						
Healon GV®PRO⁵ Johnson & Johnson	0.85 mL	2.0 million	3.2 million	1.8% HA	Cohesive	302	27G
Healon5®PRO⁵ Johnson & Johnson	0.6 mL	4.0 million	3.2 million	2.3% HA	Viscoadaptive	320	25G

Note: Information for viscoelastics not manufactured by Bausch + Lomb is obtained from each manufacturer's product literature as noted below.

1. Amvisc® and Amvisc® Plus Directions for Use.
2. ClearVisc™ Directions for Use.
3. OcuCoat® Directions for Use.
4. MyAlconProfessionals®. <https://www.myalcon.com/professional/cataract-surgery/disposables/ovds/> (Accessed 2-21-23).
5. Johnson & Johnson Healon Family of OVDs Brochure. https://www.jnjvisionpro.com/sites/us/files/public/surgical/OVD/jnj-cat-662_healon_specification_sheet_updates_a4_v3final_020921.pdf (Accessed 2-21-23).
6. Erb W., Ayyagari M., Lau G., New Ophthalmic Viscosurgical Device (OVD) with Enhanced Hydroxyl Radical Scavenging Activity. May 2021, Virtual ARVO. Packer M, Berdahl JP, Goldberg DF, Hosten L, Lau G. Safety and effectiveness of a new ophthalmic viscosurgical device: randomized, controlled study. J Cataract Refract Surg. 2022 Sep.