

Cataract treatment
that works with the
unique anatomy of
your eye.



enVistaTM Toric

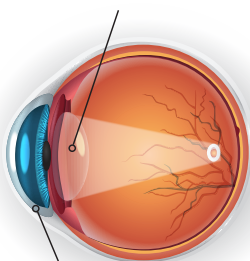
Astigmatism-correcting
monofocal IOL

BAUSCH+LOMB

About your CATARACTS

Healthy Eye

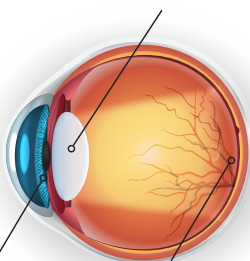
Natural Lens



Cornea

Cataract Eye

Cataract



Iris

Retina

Cataracts are a common condition and for many are a normal part of aging that causes the natural lens of your eye to become cloudy and your vision to become impaired.

If you have cataracts, you may have noticed:

- Blurry vision
- Dull, yellow, or muted colors
- Difficulty seeing, even with glasses
- Sensitivity to bright lights and glare
- Difficulty seeing at night

You may also have:

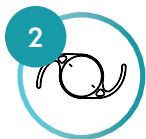
- Distorted vision (astigmatism)

MOST COMMONLY performed surgical procedure in the world



Cataract Removal

The cloudy lens is removed from the eye.



Lens Insertion

Your surgeon replaces the cataract with an **enVista™ Toric IOL**.



Vision Restored

See far away objects clearly.

Before you know it, you'll be back to enjoying everyday activities with a fresh look on life.



A Fresh Look on Life

Tailored for Toric

What is Astigmatism?

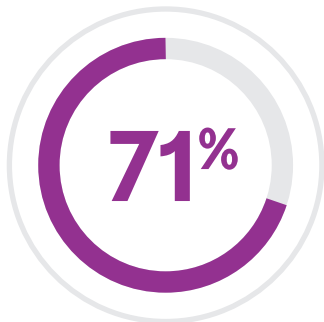
When you have astigmatism, your eye is more oval-shaped than round. As a result, light enters the eye and bends more in one direction than the other, which allows only part of an object to be in focus at one time. With astigmatism, objects may look blurry or distorted.

enVista™ Toric is designed to correct your astigmatism and make objects look less blurry or distorted.

- Designed to treat low amounts of astigmatism as well as high amounts of astigmatism.
- Excellent contrast, which is helpful for lower light conditions.
- Exceptional rotational stability.

enVista[™] TORIC

HYDROPHOBIC ACRYLIC IOL



of cataract patients have a low amount of astigmatism¹


Benefits of toric IOLs

Avoid the need to have other procedures done on your eye during cataract surgery. Avoid the need for glasses after surgery to correct blurriness caused by astigmatism.²




VISION WITHOUT ENVISTA™ TORIC IOL

Simulated images.



VISION WITH ENVISTA™ TORIC IOL

Simulated images.






enVistaTM TORIC
HYDROPHOBIC ACRYLIC IOL

Cataracts and astigmatism



Corrected vision





The
Monofocal
IOL
with More

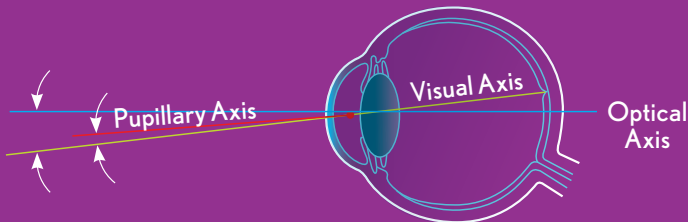
enVista™ TORIC

HYDROPHOBIC ACRYLIC IOL



The enVista™ Toric premium monofocal IOL has a unique combination of features that helps compensate for the eye's natural imperfections and delivers outstanding visual outcomes to a wide range of patients.

Axis and Angles



Dedicated to help patients
SEE BETTER. LIVE BETTER.

Founded in 1853, Bausch + Lomb has over 170 years of eye health experience and has been at the forefront of some of the most significant lens technology advancements in eye health.

1853
INNOVATING SINCE

TALK WITH YOUR DOCTOR

They have been trained on Bausch + Lomb's lens technologies, and can explain what lens options you have considering your current personal vision profile and your vision goals. Your doctor can also explain how to prepare and also the risks and benefits of your cataract surgery.

FAQS

WILL I FEEL ANYTHING DURING SURGERY?

Your surgeon will use a special device to stabilize your eye and keep your eyelids open. It is typical you may experience some slight pressure during the procedure, but you should experience very little to no pain. Ask your doctor about their pain management plan.

HOW LONG DOES CATARACT SURGERY TAKE?

Typical cataract surgery takes between 10-15 minutes. Expect the entire visit to take a few hours.

WILL I BE ABLE TO SEE WITHOUT GLASSES?

Every patient case, surgery plan, and eye recovery is different, but with the enVista™ Toric IOLs, you can expect to be spectacle free for your distance vision. Talk with your doctor on what outcomes you can expect with your personal vision.

WHEN CAN I RETURN TO NORMAL ACTIVITIES?

You will need transportation assistance on the day of your surgery. Typically, you will be able to return to normal activities within several days. Your eyes may be sensitive to touch for a few days, and you should avoid rubbing them. It is important to avoid any lifting or straining that could increase pressure on your eyes. Make sure you follow all of your doctor's post-operative instructions.

FAQS

HOW OFTEN WILL I NEED MY EYES CHECKED AFTER SURGERY?

Your doctor will advise you based on your procedure. Patients typically have follow-ups up to 30 days after surgery. Make sure you follow the appropriate recommendations from your doctor for the best outcomes.

DOES MY INSURANCE COVER MY LENS CHOICE?

Private insurance carriers as well as Medicare cover the cost of a monofocal lens, including the enVista™ Toric monofocal IOL. Advanced technology lenses like the enVista™ Toric IOL require a patient out-of-pocket cost. Speak with your doctor on available payment plans or other ways you can invest in your personal vision and quality of life if cost is a factor in your decision making.

WHAT IF I CHOOSE NOT TO TREAT MY ASTIGMATISM WITH AN IOL?

If you choose a monofocal lens without the astigmatic correction, your astigmatism will not be corrected. Your vision will still appear brighter and less hazy since the cataract was removed, but you may still suffer from blurriness and contrast issues. To correct this, you will normally need to wear glasses.

Indications and Important Safety Information for enVista™ Toric IOL

INDICATIONS: enVista™ toric IOL is indicated for use in adult patients with astigmatism after cataract removal. Astigmatism means that your eye is more egg-shaped than round. Cataract surgery is not completely risk-free. Complications may occur as a result of the removal of your cataract whether or not an intraocular lens is implanted. Complications of cataract surgery range from minor, usually temporary side effects, to sight-threatening complications. Fortunately, significant sight-threatening complications are extremely rare and include, but are not limited to: infection, hemorrhage, and retinal detachment. People with existing medical conditions such as diabetes and chronic eye infections are at a higher risk of developing complications. The risks of implantation with the enVista™ toric IOL include the same risks that exist for all cataract surgery with toric IOL implantation. The long term safety and effectiveness of this lens have not been proven. The safety of the enVista™ toric IOL has not been substantiated in patients with preexisting conditions. **This is not all you need to know. Please discuss any questions with your eye doctor.**

Indications and Important Safety Information for enVista™ IOL

INDICATIONS: enVista™ is indicated for use in adult patients for visual correction after cataract removal. Cataract surgery is not completely risk-free. Complications may occur as a result of the removal of your cataract whether or not an intraocular lens is implanted. Complications of cataract surgery range from minor, usually temporary side effects, to sight-threatening complications. Fortunately, significant sight-threatening complications are extremely rare and include, but are not limited to: infection, hemorrhage, and retinal detachment. People with existing medical conditions such as diabetes and chronic eye infections are at a higher risk of developing complications. The risks of implantation with the enVista™ IOL include the same risks that exist for all cataract surgery with IOL implantation. The long term safety and effectiveness of this lens have not been proven. The safety of the enVista™ IOL has not been substantiated in patients with preexisting conditions. **This is not all you need to know. Please discuss any questions with your eye doctor.**


References

1. Warren Hill, MD, Keratometry Databases (6,000 patients).
2. Lake JC, Victor G, Clare G, et al. Toric intraocular lens versus limbal relaxing incisions for corneal astigmatism after phacoemulsification. Cochrane Database Syst Rev. 2019;12(12):CD012801. doi: 10.1002/14651858.CD012801.pub2



enVista™ TORIC

HYDROPHOBIC ACRYLIC IOL



For more information
about cataract surgery, please visit
[bauschsurgical.com/patient](https://www.bauschsurgical.com/patient)



© 2026 Bausch + Lomb. EVT.0001.USA.26

BAUSCH + LOMB