

ELEVATE
YOUR EVERYDAY



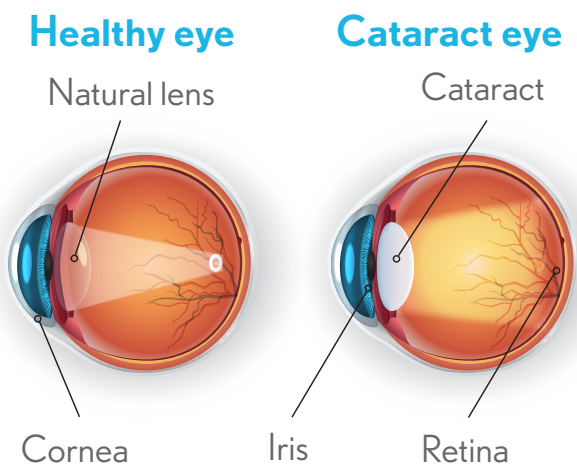
enVistaTM
Aspire Toric

Intermediate Optimized
monofocal IOL

BAUSCH+LOMB

About your cataracts

Cataracts are a common condition and for many are a normal part of aging that causes the natural lens of your eye to become cloudy and your vision to become impaired.



If you have cataracts, you may have noticed:

- Blurry vision
- Dull, yellow, or muted colors
- Difficulty seeing, even with glasses
- Sensitivity to bright lights and glare
- Difficulty seeing at night

You may also have:

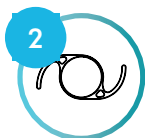
- Distorted vision (astigmatism)

Cataract surgery is the **most commonly** performed surgical procedure in the world¹



Cataract removal

The cloudy lens is removed from the eye.



Lens insertion

Your surgeon replaces the cataract with an **enVista Aspire™ Toric IOL**.



Vision restored

See more clearly than you did before.

Before you know it, you'll be back to enjoying everyday activities with a fresh look on life.



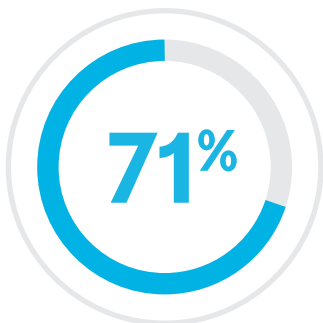
What is astigmatism?

When you have astigmatism, your eye is more oval-shaped than round. As a result, light enters the eye and bends more in one direction than the other, which allows only part of an object to be in focus at one time. With astigmatism, objects may look blurry or distorted.

enVista Aspire[™] Toric is designed to correct your astigmatism and make objects look less blurry or distorted.



Tailored for toric



of cataract patients have a low amount of astigmatism²

Benefits of toric IOLs

Reduces the need to have other procedures done on your eye during cataract surgery. Avoid the need for glasses after surgery to correct blurriness caused by astigmatism.³



ELEVATE YOUR EVERYDAY

VISION WITHOUT ENVISTA ASPIRE™ TORIC IOL

Simulated images.



VISION WITH ENVISTA ASPIRE™ TORIC IOL

Simulated images.



ASPIRE TORIC FOR CLEAR VISION AGAIN

enVista[®] TORIC
HYDROPHOBIC ACRYLIC IOL
ASPIRE[™] TORIC

Cataracts and astigmatism




Corrected vision

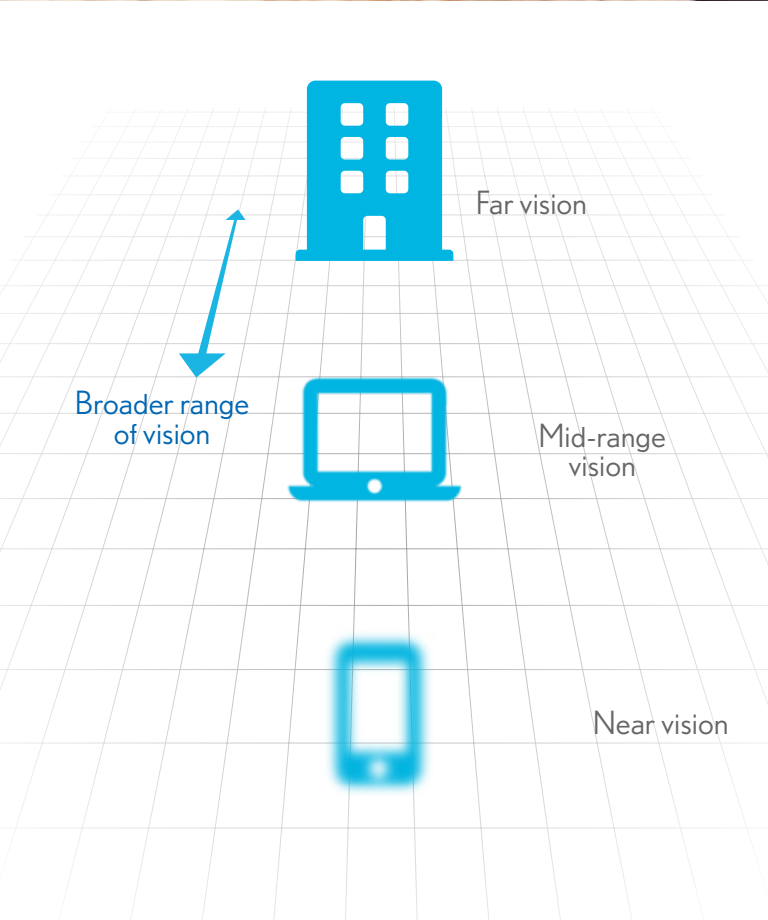


A monofocal toric IOL adapted for the modern world

Today's fast-paced digital world is filled with ever-evolving complexities and challenges. Your options for vision care should evolve along with them.



enVista Aspire™ IOLs have built-in technology that is designed to allow you to see with a broader range of vision when compared to a traditional IOL.⁵



Dedicated to help
SEE BETTER TO

1853
INNOVATING SINCE



ing people D LIVE BETTER.

Founded in 1853, Bausch+Lomb has over 170 years of eye health experience and has been at the forefront of some of the most significant lens technology advancements in eye health.

Talk to your doctor

They have been trained on Bausch+Lomb lens technologies, and can explain your lens options considering your current personal vision profile and your vision goals. Your doctor can also explain the risks and benefits, and how to prepare for cataract surgery.

How often will I need my eyes checked after surgery?

Your doctor will advise you based on your procedure. Patients typically have follow-ups up to 30 days after surgery. Make sure you follow the appropriate recommendations from your doctor for the best outcomes.

Does my insurance cover my lens choice?

Private insurance carriers as well as Medicare cover the cost of a monofocal lens, including the enVista Aspire™ monofocal IOL. Advanced technology lenses like the enVista Aspire™ Toric IOLs require a patient out-of-pocket cost. Speak with your doctor on available payment plans or other ways you can invest in your personal vision if cost is a factor in your decision making.

What if I choose not to treat my astigmatism with an IOL?

If you choose a monofocal lens without the astigmatic correction, your astigmatism will not be corrected. Your vision will still appear brighter and less hazy since the cataract was removed, but you may still suffer from blurriness and contrast issues. To correct this, you will normally need to wear glasses.

FAQs

Will I feel anything during surgery?

Your surgeon will use a special device to stabilize your eye and keep your eyelids open. It is typical you may experience some slight pressure during the procedure, but you should experience very little to no pain. Ask your doctor about their pain management plan.

How long does cataract surgery take?

Typical cataract surgery takes between 10-15 minutes. Expect the entire visit to take a few hours.

Will I be able to see without glasses?

Every patient case, surgery plan, and eye recovery is different, but with the enVista Aspire™ IOLs, you can expect to be spectacle free for your distance vision. Talk with your doctor on what outcomes you can expect with your personal vision.

When can I return to normal activities?

You will need transportation assistance on the day of your surgery. Typically, you will be able to return to normal activities within several days. Your eyes may be sensitive to touch for a few days, and you should avoid rubbing them. It is important to avoid any lifting or straining that could increase pressure on your eyes. Make sure you follow all of your doctor's post-operative instructions.

Indications and Important Safety Information for enVista Aspire™ Toric IOL

INDICATIONS: The enVista Aspire™ toric IOL is indicated for use in patients for visual correction, including correction of astigmatism, after cataract removal.

COMPLICATIONS: Cataract surgery is not completely risk-free. Complications may occur as a result of the removal of your cataract whether or not an intracular lens is implanted. Complications of cataract surgery range from minor, usually temporary side effects, to sight-threatening complications. Fortunately, significant sight-threatening complications are extremely rare. They include, but are not limited to: infection, hemorrhage, and retinal detachment. People with existing medical conditions such as diabetes and chronic eye infections are at a higher risk of developing complications.

The risks of implantation with the enVista Aspire™ toric IOL include the same risks that exist for all cataract surgery with IOL implantation. The long term safety and effectiveness of this lens have not been proven. The safety of the enVista Aspire™ toric IOL has not been substantiated in patients with preexisting conditions.

This is not all you need to know. Please talk to your doctor about risks, benefits and whether this procedure is right for you.

Indications and Important Safety Information for enVista Aspire™ IOL

INDICATIONS: The enVista Aspire™ IOL is indicated for use in patients for visual correction after cataract removal.

COMPLICATIONS: Cataract surgery is not completely risk-free. Complications may occur as a result of the removal of your cataract whether or not an intraocular lens is implanted. Complications of cataract surgery range from minor, usually temporary side effects, to sight-threatening complications. Fortunately, significant sight-threatening complications are extremely rare. They include, but are not limited to: infection, hemorrhage, and retinal detachment. People with existing medical conditions such as diabetes and chronic eye infections are at a higher risk of developing complications.


The risks of implantation with the enVista Aspire™ IOL include the same risks that exist for all cataract surgery with IOL implantation. The long term safety and effectiveness of this lens have not been proven. The safety of the enVista Aspire™ IOL has not been substantiated in patients with preexisting conditions.

This is not all you need to know. Please talk to your doctor about risks, benefits and whether this procedure is right for you.

References

1. EyeWiki. Cataract. Accessed October 17, 2023. Available at: <https://eyewiki.org/Cataract>
2. Warren Hill, MD, Keratometry Databases (6,000 patients).
3. Lake JC, Victor G, Clare G, et al. Toric intraocular lens versus limbal relaxing incisions for corneal astigmatism after phacoemulsification. Cochrane Database Syst Rev. 2019;12(12):CD012801. doi: 10.1002/14651858.CD012801.pub2
4. UnitedHealthcare. UnitedHealthcare Screen Time Report 2020. Published 2020. Accessed October 17, 2023. Available at: <https://www.uhc.com/content/dam/uhc.com/en/BrokersAndConsultants/UnitedHealthcare-Screen-Time-Report-2020.pdf>
5. enVista Aspire Directions for Use.

enVista[™]
HYDROPHOBIC ACRYLIC IOL
ASPIRE[™] TORIC



For more information about
enVista Aspire[™] Toric, please visit
bauschsurgical.com/patient

